



Ottery Primary School Newsletter



11th June 2018

I know that a number of you are wondering when the school will be making decisions about where the children will be next year and who will be teaching them so I wanted to provide a short update on where we currently are. As you all know, we have two members of the teaching staff leaving us in July and we are currently in the process of recruiting replacements for them. We have advertised two positions and today was the closing date for applications. I'm encouraged that we have had some 27 applications so far for the posts. We will, along with members of the governing body, be shortlisting these tomorrow and will be holding interviews next Tuesday (19th June). Once this process has been completed we can finalise the staffing structure and allocate classes for next year.

Thank you all for your continued patience during the process.

On a separate note, how great were the children during the Celebration of Dance before half-term? I thought they did themselves and you all proud with their performances and the weather was very kind to us on the day. I'm cautiously optimistic that we will have similarly good weather for our upcoming Sports Days in a few weeks. It's not often that we manage to get through every event unscathed by the weather, so fingers crossed!

Speaking of the weather, please could we ask you to ensure that your children have had suncream applied before school especially if the sunshine is to continue?

Many thanks

Mark Gilronan

Gates:

We have listened to some concerns raised by parents around our decision to lock the gates Spring Gardens gate at 9.00 and the KS1 gate at 9.05 each morning (see Newsletter dated 30.04.2018). In order to strike a balance between keeping the site as secure as possible and allowing time for parents to leave the site, the following arrangements will begin this week:

In the mornings, the Spring Gardens gate will be locked at 9.10 and the KS1 gate at 9.15.

In the afternoons, the KS1 gate will be opened at 3.15 and the Spring Gardens gate at 3.20. Also in the afternoons we will close the Spring Gardens gate at 3.45 and the KS1 gate at 3.50. This will ensure that the site remains secure for any after-school clubs that are taking place. Your co-operation with these arrangements would be much appreciated. There will of course be entry to the school via the office outside of these times.

Guitar Auction:

We're delighted to say that the guitar signed by Muse raised £3,000 which will be shared between the PTA funds and Place2Be, the UK's leading child mental health charity. Many thanks once again

to PTA member and parent Tim Stark for his generosity in donating the guitar and organising the auction.

Online Safety:





Live streaming is a popular feature of lots apps and platforms. By understanding the risks of live streaming, we can help children stay safe when they are online. ThinkUKnow has produced a guide to help parents understand why live-streaming is so popular, and how to keep children safe.

You can find the article here: <https://www.thinkuknow.co.uk/parents/articles/live-streaming-responding-to-the-risks/>

Headlice:

Our procedure is consistent with every other school, that is if we see live lice then the pupil will be sent home for treatment. Headlice are difficult to eradicate, one treatment and a comb through is never enough, Which? provide the following top 5 tips for treating nits...

1. Check for head lice and nits Regularly checking your child's hair will mean you can spot head lice at the very first sign, and treat them effectively. How to spot nits and head lice - not sure what to look for? Head to our picture gallery to see what nits and head lice look like
2. When to treat head lice Treat head lice as soon as you see a live one. Check all the family and treat anyone who has lice. And remember, if you choose to use a medicated product, use it only when you see live head lice. Do not use a medicated product as a preventative method, otherwise head lice can build up a resistance.
3. How to prevent head lice We've said it before and we'll say it again – repeat, repeat, repeat. Always follow up any treatment method as directed by the instructions on the product you're using. Even with treatments that are claimed to kill head lice after one application, the Department of Health suggests checking for lice again after three to five days, and again 10 to 12 days after using the treatment. This is because not all the eggs may be killed by the first application. If you choose the conditioner-and-nit-comb method, repeat this at regular intervals until all the nits and lice have gone. Regularly combing through your child's hair and checking will help prevent a reinfestation. Head lice treatment and brands - find out what's on offer, plus money-saving tips
4. How head lice spread Head lice are extremely common – they're nothing to be embarrassed about. If your child has them, do tell your child's school, child minder or nursery so they can alert other parents and ask to get their children treated as soon as possible, to help stop the spread of head lice. If you don't, you run the risk of your now lice-free child being reinfected by someone they gave the lice to.
5. Who catches head lice? There are many common myths surrounding head lice and nits, and some spread faster than gossip around the school playground. Fear not, though – see our handy myth-buster guide to make sure you know the truth about head lice and nits.

Head lice myth buster				
Myth or truth	 State of hair	 Length of hair	 Spread of lice	 Itchy scalp?
Myth	Prefer clean hair	Prefer long hair	Jump and can spread via clothes/towels	Always means itchy scalp
Truth	Infect both clean and dirty hair	Infect all lengths and types of hair	Walk from head to head	Only itches if allergic to bites/faeces

PTA Summer Fête – Saturday 14th July 12-3pm

Our biggest fund-raising event of the year, our summer fête, will be soon upon us. Please put the date in your diary and, if you can, lend a hand when the requests for help come out soon – thank you. One of the highlights this year will be a range of sporting activities arranged and overseen by a member of the Exeter City outreach team who help in schools. We are excited to find out what these will be.

There will be various ways to contribute as we get nearer the time, but something to think about now ...

Toy and children's books stall

This year we will be having a combined toy and children's books stall. This is an ideal opportunity to have a clear out and recycle some of your preloved toys and books. We are asking for CLEAN, SAFE and COMPLETE toys in GOOD WORKING ORDER please. NO SOFT TOYS please.

Ideally, please bring any toys/books to school over the coming weeks and either give them to Jo Deakin in KS1 playground at drop off/pick up from 11 June or bring to the school office. If taking to the office, please pop them in a bag labelled for the attention of the PTA, thank you. For any larger items please liaise directly with Jo Deakin to arrange collection. Thank you for your support.

Some upcoming diary dates:

Y6 PGL Residential	22 nd -25 th June
Year 2 trip to Eden Project	Tuesday 3 rd July
KS2 Sports Day	Thursday 5 th July (day)
KS1 Sports Day	Friday 5 th July (am)
PTA KS2 Disco	Thursday 5 th July
Year 1 trip to Axe Valley	Monday 9 th July
Y6 Project Week at Kings	w/c 9 th July
PTA Summer Fête	Saturday 14 th July
Y6 Leavers Assembly & BBQ	Wednesday 18 th July
Last day of term	Friday 20 th July